



Series 200 thru 216 Male/Female DIP Jumpers

Features:

- Aries offers a wide array of DIP jumper configurations for all your programming needs.
- Reliable, electronically tested solder connections.
- Protective covers are ultrasonically welded on and provide strain relief for cables.
- 10-color cable allows for easy identification and tracing.
- Consult factory for jumper lengths under 2.000 [50.80].

Specifications:

- All body material is black UL 94 V-0 Glass-filled 4/6 Nylon.
- Solder tail pins are Brass, 1/2 hard.
- Socket contacts Grade A spring-tempered Phosphor Bronze per QQ-B-750.
- Pin and contact plating is 10μ [.25μm] min. Gold per MIL-G-45204 over 50μ [1.27μm] min. Nickel per SAE-AMS-QQ-N-290.
- Cable insulation is UL Style 2697 Polyvinyl Chloride (PVC).
- Laminate is clear PVC, self-extinguishing.
- Conductors are 28 AWG, 7/36 strand, Tinned Copper per ASTM B 33.
- Cable current rating=1 Amp @ 10°C [50°F] above ambient.
- Cable voltage rating=300 Volts.
- Cable temperature rating=176°F [80°C].
- Cable capacitance=13.0 pf/ft. [42.7pf/meter] nominal @1 MHz.
- Crosstalk: 10' sample, 5 ns rise time with 2 lines driven. Near end=4.7%; Far end=4.3% nominal.
- Propagation delay=1.5 ns/ft. [4.9 ns/meter] nominal.
- Insulation resistance=1010 Ohms (10 ft. [3 meters] min.).

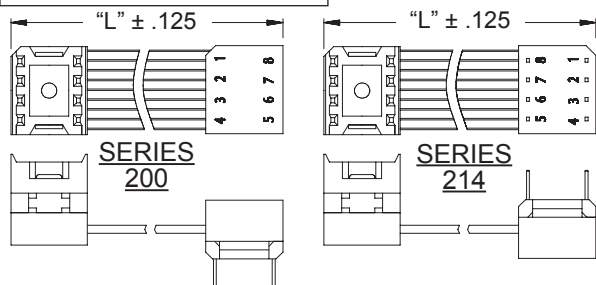
Mounting Considerations:

- Suggested PCB hole size=.033 ± .002 [.86 ± .05].

ALL DIMENSIONS: INCHES [MILLIMETERS]

All tolerances ± .005 [.13] unless otherwise specified

Note: 18, 20 and 28 position headers do not have numbers on covers.



Centers "C"	Dim. "D"	Dim. "H"	Available Sizes
.300 [7.62]	.395 [10.03]	.390 [9.90]	8, 14 thru 20
.400 [10.16]	.495 [12.57]	.490 [12.45]	22
.600 [15.24]	.695 [17.65]	.690 [17.54]	24, 28, 40

"A"=(NO. OF CONDUCTORS X .050 [1.27]) + .095 [2.41]

"B"=(NO. OF CONDUCTORS - 1) X .050 [1.27]

"E"=(NO. OF CONDUCTORS + 1) X .050 [1.27]

"F"=(NO. OF CONDUCTORS - 1) X .050 [1.27]



Bristol, PA USA
TEL: (215) 781-9956
FAX: (215) 781-9845



Note: Aries specializes in custom design and production. In addition to the standard products shown on this page, special materials, platings, sizes, and configurations can be furnished, depending on quantities. Aries reserves the right to change product specifications without notice.

ORDERING INFORMATION

XX-XXXX-XXXXX

No. of
conductors
(see table)

Jumper
series

Optional suffix:
ST=stripped and
Tinned ends
(Series 206, 210)

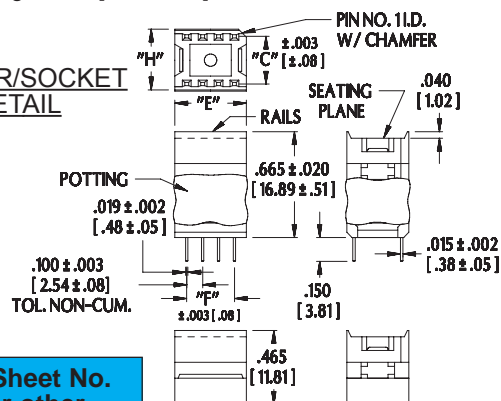
Cable length in inches

Ex: 2" = -002-

2.5" = -002.5-

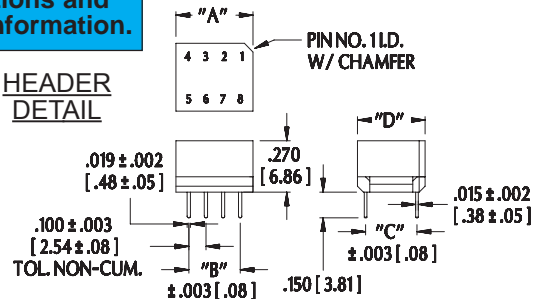
min. cable length = 2" [50.80mm]

HEADER/SOCKET DETAIL



See Data Sheet No.
11013 for other
configurations and
additional information.

HEADER DETAIL



11012
REV. F