REV.	DATE	DESCRIPTION
A	07/26/99	REFORMAT – CHANGE TO NEXCOTE FINISH
B	05/24/00	MODIFY PLATING / ADD INSULATOR
C	07/08/04	UPDATE CABLE STRIPPING DIMS.

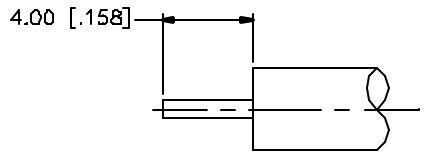

RECOMMENDED
CABLE STRIPPING DIM'S

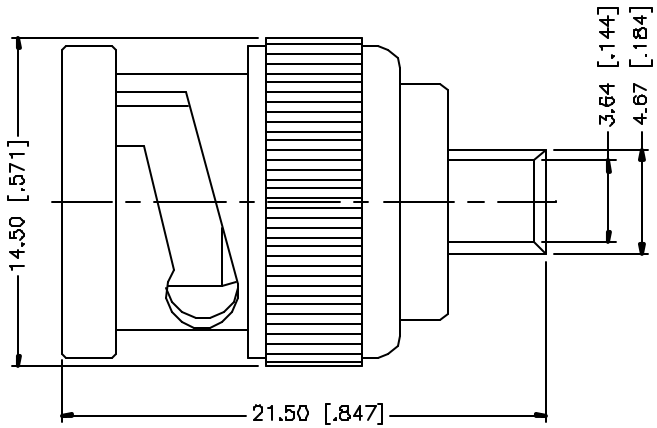

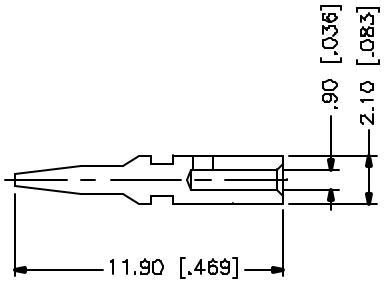

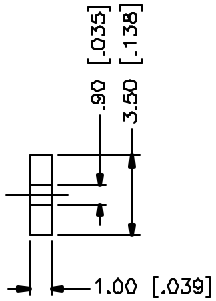

	DESCRIPTION	MATERIAL	FINISH	QTY
8				
7				
6				
5				
4	CONTACT PIN	BRASS	GOLD	1
3	INSULATOR	TEFLON	NATURAL	1
2	BODY	BRASS	GOLD	1
1	SHELL	BRASS	NICKEL	1

UNLESS OTHERWISE SPECIFIED DIMENSIONS ARE IN MILLIMETERS. DIMENSIONS IN [ ] ARE IN INCHES AND FOR CUSTOMER REFERENCE ONLY.

UNLESS OTHERWISE SPECIFIED TOLERANCES FOR MILLIMETERS ARE:
0.5 – 8mm ± 0.20mm
8 – 30mm ± 0.40mm
30 – 120mm ± 0.50mm

UNLESS OTHERWISE SPECIFIED TOLERANCES FOR INCHES ARE:
.020 – .315 = ± 0.007"
.315 – 1.180 = ± 0.015"
1.180 – 4.724 = ± 0.020"

DO NOT SCALE DRAWING

APPROVALS		DATE
DRAWN	C.R.S.	07/08/04
CHECKED		
ISSUED		
SHEET	1 OF 1	

CAD FILE C:/112/2112551.DWG

Amphenol Connex

PART DESCRIPTION
BNC DIRECT SOLDER PLUG
(FOR .141" SEMI RIGID CABLE)

PART NO. 112551

DWG. NO.	REV.	SIZE	SCALE
112551.DWG	NC	A	NA