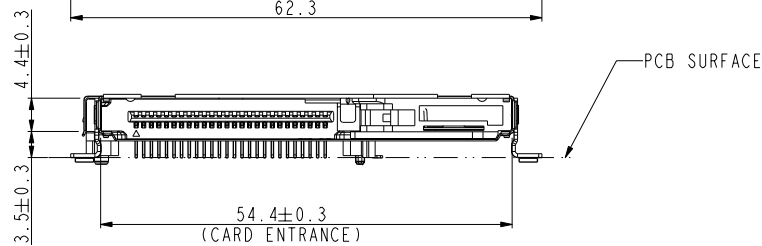
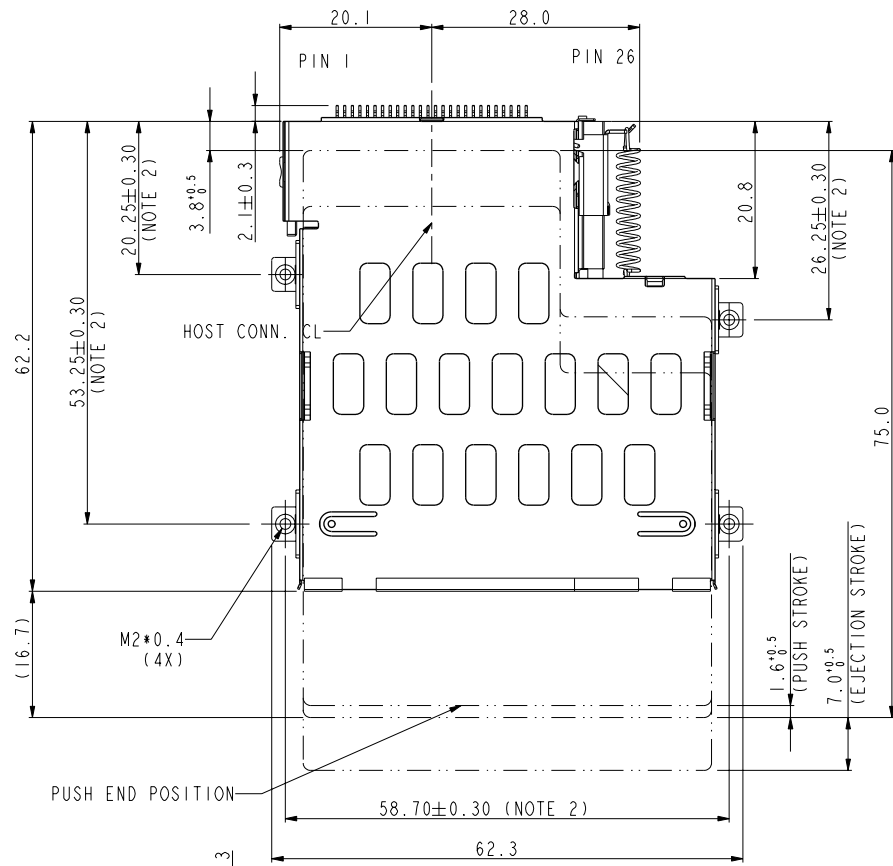
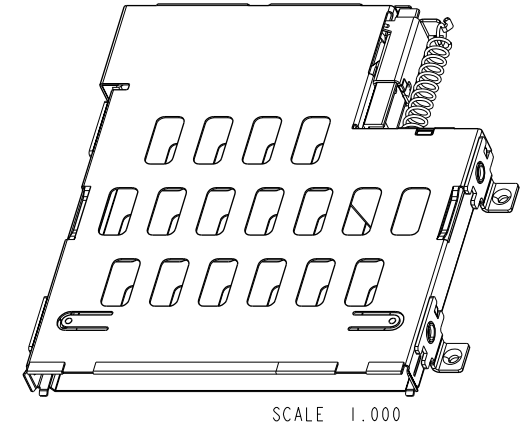
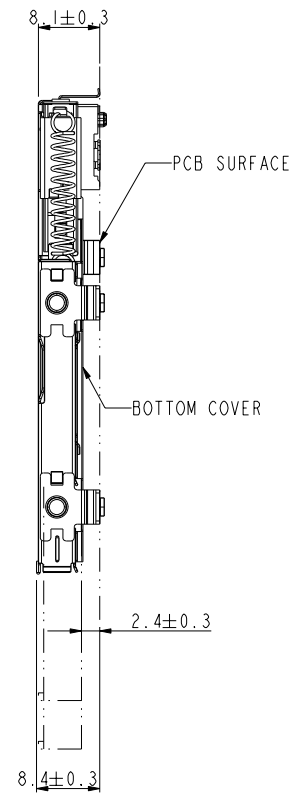


PART NO.	MOUNTING	STAND-OFF	HOST CONN P/N	PRODUCT SPEC.	PACKING SPEC.	NOTE
10038774-22A	ABOVE	2.20MM	10030594-122AXXL	GS-12-301	GS-14-295	LEAD FREE
10038774-22ALF	ABOVE	2.20MM	10030594-122AXXL	GS-12-301	GS-14-295	LEAD FREE



SCALE 1.000

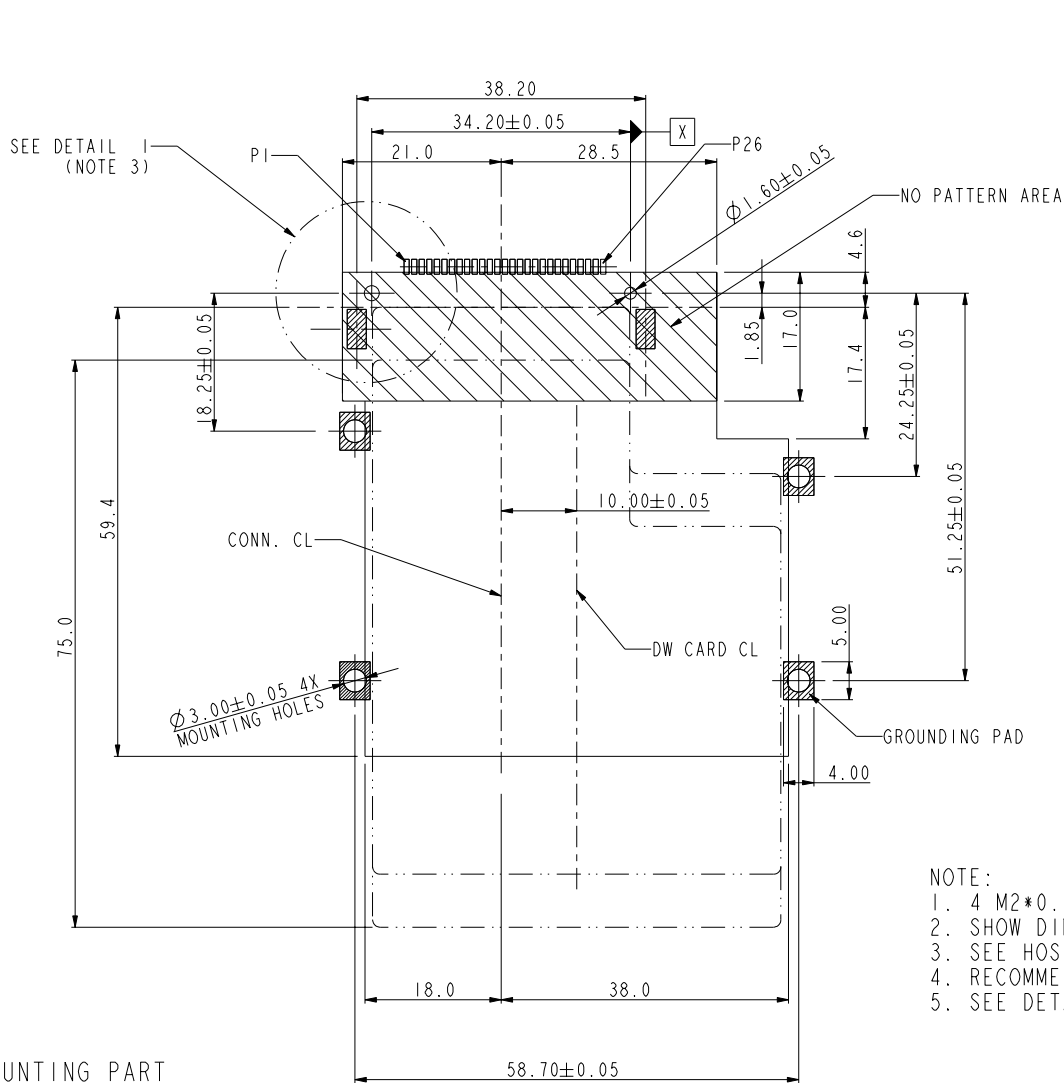


tolerance unless otherwise specified	
linear	.X ± .5
angles	.XX ± .30
	0° ± 2°

AFCI		www.fciconnect.com	✓	tolerance ASME Y14.5	projection	MM
Dr	KENNY TAI	02/02/04	Product family		size	A4
Eng	KENNY TAI	02/02/04	Spec ref	*	Scale	1.000
Chr	KENNY TAI	02/02/04	Material	SEE NOTES	ECN	T05-0244
Appr	PAUL WANG	02/02/04				
title				EXPRESSCARD HOST MECH.	dwg no	10038774
				ABOVE MOUNT, 2.2MM STAND-OFF		Rev. C
catalog no				10038774	CUSTOMER	sheet 1 of 2

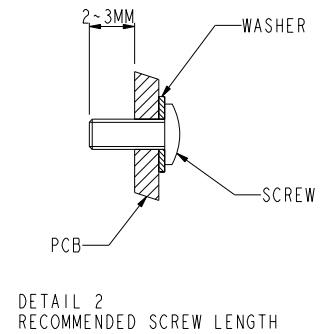
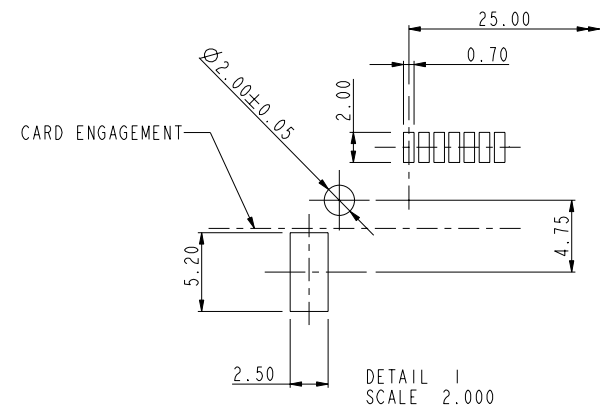
rev	ecn no	dr	date
A	T04-0411	TAI	11/22/04
B	T04-0426	TAI	12/08/04
C	T05-0244	TAI	11/02/05
-	-	-	-
-	-	-	-
-	-	-	-
-	-	-	-

 MOUNTING PART
HEIGHT 1.8MM MAX.



RECOMMENDED PCB LAYOUT

SCALE 1.000



- NOTE:
1. 4 M2*0.4P SCREWS WITH WASHER ARE REQUIRED.
 2. SHOW DIMENSION AFTER FASTENED TO PCB.
 3. SEE HOST CONNECTOR DRAWINGS FOR PCB LAYOUT DETAIL.
 4. RECOMMENDED TIGHTING TORQUE 1.6~1.8 KGF-CM.
 5. SEE DETAIL 2 FOR RECOMMENDED SCREW LENGTH.

title	EXPRESSCARD HOST MECH.		dwg no	10038774		Rev.	C
	ABOVE MOUNT, 2.2MM STAND-OFF						
catalog no	10038774		CUSTOMER		sheet 2 of 2		