PART NO.	ENG. NUMBER	TERMINAL LOCATION (SEE CHART)	MAT'L	POLAR. PEG	PLATING (SEE CHART)
10-18-1090	A-3099-0901	A	V-0	YES	B
10-18-1091	A-3099-0902	B	V-0	YES	B

TERMINAL LOCATION CHART
(M=MALE, F=FEMALE, B=BLANK)

TERMINAL LOCATION CODE	CIRCUIT LOCATION								
	1	2	3	4	5	6	7	8	9
A	M	M	M	M	M	M	M	M	M
B	F	F	F	F	F	F	F	F	F

PLATING CODE	PLATING
A	UNPLATED
B	.000200/(0.00508) MIN. ELECTRO TIN OVER .000100/(0.00254) MIN. COPPER (PINS ONLY)
	POST PLATE BRIGHT TIN .000050/(0.00125) MIN OVERALL OVER .000050/(0.00125) MIN OVERALL NICKEL PER ES-88. (SOCKETS ONLY)

*THE PRIMARY SHIPPING CARTON WILL BE LABELED "COMPLIANT TO RoHS DIRECTIVE 2002/95/EC AND ELV ANNEX II OF DIRECTIVE 2000/53/EC." CARTONS WITHOUT THIS LABEL MAY CONTAIN PRODUCT WITH TIN-LEAD.

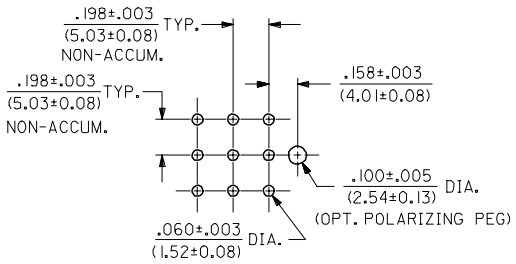

RECOMMENDED P.C. BOARD HOLE LAYOUT

SCALE: 2X

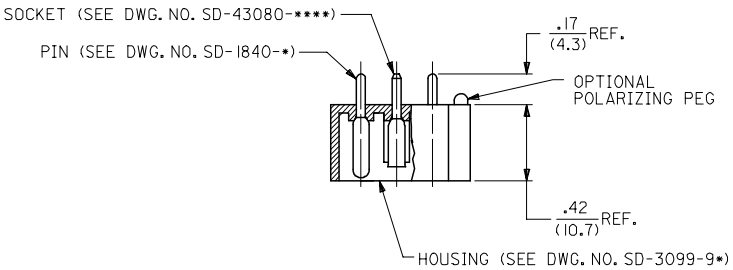

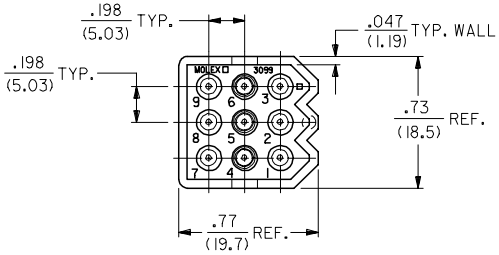

NOTES:

1. MATERIAL:
   HOUSING: UNFILLED POLYESTER, 94V-0, COLOR-BLACK
   PIN TERMINAL: CARTRIDGE BRASS, ALLOY NO. C26000
   SOCKET TERMINAL: PHOSPHOR BRONZE, ALLOY NO. C51000
2. MATES WITH MOLEX 1292 RECEPTACLES AND .093/(2.36) SERIES TERMINALS.
3. ASSEMBLIES TO BE MOUNTED ON SUPPORTED EDGE OF P.C. BOARD.
4. WHERE MALE TERMINALS ARE USED, MATING CONNECTOR TO USE FEMALE TERMINAL WITH CLOSED SLOT IN BARREL.

REV PLATING NOTE
EC NO: UCP2005-1363 2005/01/10
DRWN:ADERR 2005/01/10
CH'KD:ADERR 2005/01/10
APPR:FSMITH 2005/01/10
DESCRIPTION
REV
D4

QUALITY SYMBOLS
▼=0
(C)=0

GENERAL TOLERANCES (UNLESS SPECIFIED)

	mm	INCH
4 PLACES	± ---	± ---
3 PLACES	± ---	± .010
2 PLACES	± 0.25	± .014
1 PLACE	± 0.35	± ---
ANGULAR ±1/2°		

DRAFT WHERE APPLICABLE MUST REMAIN WITHIN DIMENSIONS

DIMENSION STYLE: IN/MM
SCALE: 2:1
DESIGN UNITS: INCH
THIRD ANGLE PROJECTION

		DATE
DRAWN BY	GEP	1989/05/25
CHECKED BY	RW	1989/05/25
APPROVED BY	RAS	1989/05/25

TITLE: CONNECTOR ASSEMBLY ENCLOSED WAFER 9 CIRCUIT

molex MOLEX INCORPORATED

MATERIAL NO.: SEE CHART
DOCUMENT NO.: SDA-3099-09**
SHEET NO.: 1 OF 1
SIZE: C

THIS DRAWING CONTAINS INFORMATION THAT IS PROPRIETARY TO MOLEX INCORPORATED AND SHOULD NOT BE USED WITHOUT WRITTEN PERMISSION