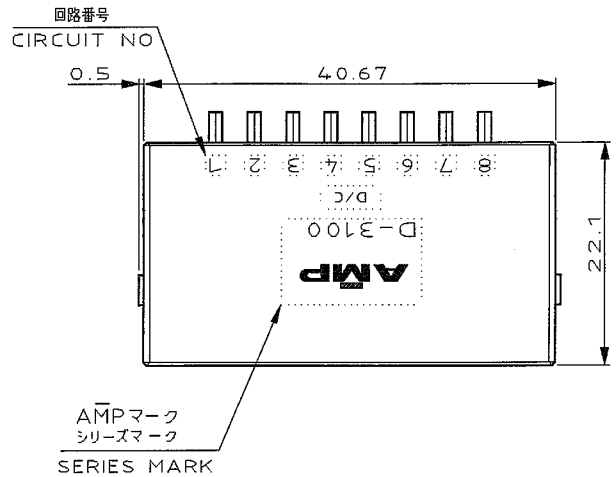

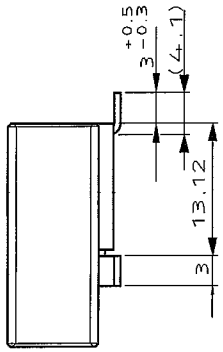

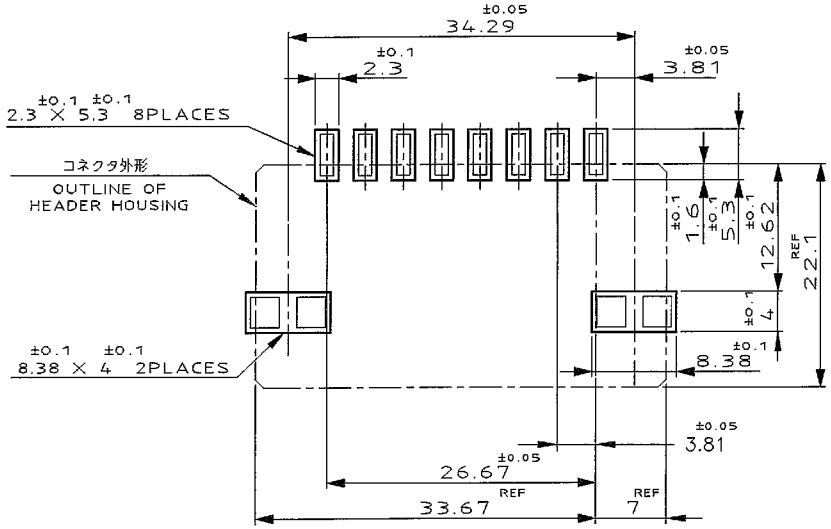

推奨基板取付け寸法

(非累積公差)
(コネクタ搭載面)

RECOMEND BOARD PATTERN
(NOT ACCUMULATE TOLERANCE)
(CONNECTOR MOUNT SIDE)

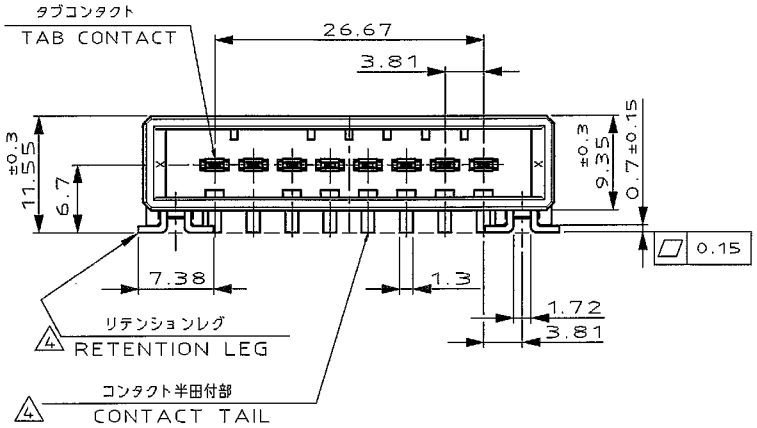

NOTES

1. MATERIAL:HOUSING:GLASS FILED THERMO PLASTIC ,UL94V-0
   CONTACT:COPPER ALLOY
   RETENTION LEG:COPPER ALLOY
2. FINISH(CONTACT AREA):0.38μmMIN GOLD PLATING OVER Ni PLATING
3. FINISH(CONTACT AREA):0.76μmMIN GOLD PLATING OVER Ni PLATING
4. FINISH(RETENTION LEG): TIN PLATED OVER NICKEL (SOLDER TYING)

注 記

1. 材料: ハウジング: ガラス入り熱可塑性樹脂 ,UL94V-0
   コンタクト: 銅合金
   リテンションレグ: 銅合金
2. めっき: コンタクト接触部 : ニッケル下地の上に金めっき0.38μmMIN
3. めっき: コンタクト接触部 : ニッケル下地の上に金めっき0.76μmMIN
4. めっき: リテンションレグとコンタクト半田付部 : ニッケル下地の上にスズめっき

4 3		1-179188-3
4 2		1-179188-2
(FINISH)		製品番号 (PART NO.)

LTR	REVISION RECORD	DR	CHK	DATE
A	REVISED FJ00-0039-03	TS	SM	6/2 '02
0	RELEASED FJ00-0450-93	NM	SM	'93 8/20

Copyright © 1993
AMP(Japan) LTD.
ALL RIGHTS RESERVED.

tyco Electronics

Tyco Electronics AMP K.K.
Kawasaki,Japan

WIRE RANGE	INSULATION DIA
mm²(AWG -)	- mm
MATERIAL SEE NOTE 注記参照	FINISH SEE NOTE 注記参照
DR. 18 AUG 93 N.Matsubara	DE. 18 AUG 93 N.Matsubara
CHK. 20 AUG 93 S.MANABE	APP. 20 AUG 93 S.MANABE

NAME: 8 POS SINGLE ROW SMT TYPE HORIZONTAL HDR ASS'Y FOR DYNAMIC 3100

一般公差 (GENERAL TOLERANCE)
10以下 ±0.2
10を超え 30以下 ±0.3
30を超え100以下 ±0.4
角度 ±3°

SIZE	LOC	NUMBER
A3	J	C-179188

SCALE	REV.	SHEET
2-1	A	1 OF 1

NUMBER 179188
3rd ANGLE PROJECTION
METRIC
PROJ NO.393-611
DIMENSIONS IN MILLIMETERS. DO NOT SCALE PRINT
PRINT DIST

AMP-J
REV.10/'83

(CUSTOMER DRAWING) 顧客用図面