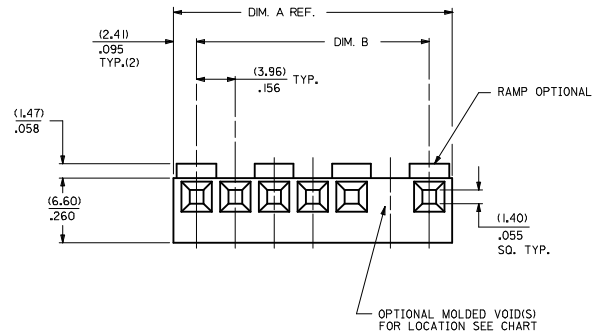


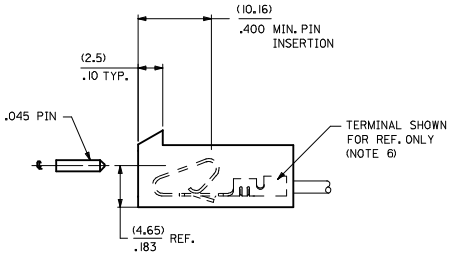


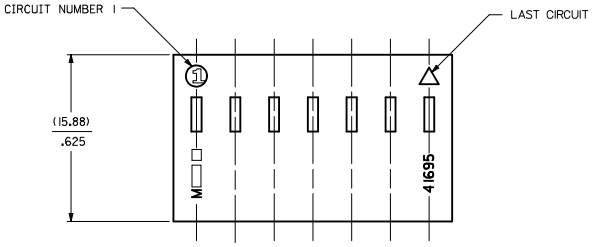


| NO. OF CKTS | DIM. A | DIM. B |
|---|---|---|
| 1 | NOT AVAILABLE | |
| 2 | (8.79) .346 | (3.96±.05) .156±.002 |
| 3 | (12.75) .502 | (7.92±.08) .312±.003 |
| 4 | (16.71) .658 | (11.89±.08) .468±.003 |
| 5 | (20.67) .814 | (15.85±.08) .624±.003 |
| 6 | (24.64) .970 | (19.81±.10) .780±.004 |
| 7 | (28.60) 1.126 | (23.77±.10) .936±.004 |
| 8 | (32.56) 1.282 | (27.74±.10) 1.092±.004 |
| 9 | (36.53) 1.438 | (31.70±.10) 1.248±.004 |
| 10 | (40.49) 1.594 | (35.66±.15) 1.404±.006 |
| 11 | (44.45) 1.750 | (39.62±.15) 1.560±.006 |
| 12 | (48.41) 1.906 | (43.59±.15) 1.716±.006 |
| 13 | (52.37) 2.062 | (47.55±.15) 1.872±.006 |
| 14 | (56.34) 2.218 | (51.51±.18) 2.028±.007 |
| 15 | (60.30) 2.374 | (55.47±.18) 2.184±.007 |
| 16 | (64.26) 2.530 | (59.44±.20) 2.340±.008 |
| 17 | (68.22) 2.686 | (63.40±.20) 2.496±.008 |
| 18 | (72.19) 2.842 | (67.36±.23) 2.652±.009 |
| 19 | (76.15) 2.998 | (71.32±.23) 2.808±.009 |
| 20 | (80.11) 3.154 | (75.28±.23) 2.964±.009 |

41695 - ✳ - ✳ N - ##

MATERIAL CODE
N=MOLDED NATURAL
B=BLACK
G=GLOW WIRE

OPTION CODE

| CODE | RAMP | POLARIZE | PACKAGING | RIB |
|---|---|---|---|---|
| A | NO | NO | BULK PER PK-41695-001 | NO |
| B | YES | NO | BULK PER PK-41695-002 | NO |
| | | | | |
| D | YES | YES | BULK PER PK-41695-003 | NO |
| E | YES | NO | BULK PER PK-41695-002 | YES |
| | | | | |
| G | END RAMP ONLY | YES | BULK PER PK-41695-003 | NO |

VOID CODE
BLANK=NO VOIDS
NO.=NO. CORRESPONDS TO CKT. NO. VOIDED
MULT. VOIDS=START WITH 51

NO. OF CKTS.

NOTES:
1. MATERIAL: N - GLASS FILLED POLYESTER, UL94V-0, MOLDED NATURAL
   B - GLASS FILLED POLYESTER, UL94V-0, MOLDED BLACK
   G - UL94V-0 PA6 NYLON , IEC 60335-1, 4th EDITION GLOW WIRE CAPABLE,
   COLOR: BLACK
2. FINISH: SEE TERMINAL DRAWINGS
3. PRODUCT SPECIFICATION: PS-08-50 AND PS-40-02
4. PACKAGING INFORMATION: SEE LEGEND
5. MATES WITH (3.96)/1.56 CENTER HEADERS AND (1.14)/.045 SQUARE OR ROUND PINS
6. HOUSING ACCEPTS STANDARD TERMINAL NOS.:
   2478 (18-24 AWG) WITH (2.79)/.110 MAX. INSULATION DIA.
   2578 (22-26 AWG) WITH (1.65)/.065 MAX. INSULATION DIA.
   OR TRIFURCON TERMINAL NOS.:
   6438 (18-22 AWG) WITH (2.79)/.110 MAX. INSULATION DIA.
   6838 (18-24 AWG) WITH (2.79)/.110 MAX. INSULATION DIA.
   7258 (22-26 AWG) WITH (1.65)/.065 MAX. INSULATION DIA.
7. BOW (.006 MM/MM) / .006 IN/IN.
8. (0.13)/.005 MAX. FLASH ALLOWED ALONG DIMENSION B AND IN LOCKING WINDOW.
9. THIS PART CONFORMS TO CLASS B REQUIREMENTS OF COSMETIC SPECIFICATION PS-45499-002.

| SHT | REV |
|---|---|
| 4 | G4 |
| 3 | G4 |
| 2 | G4 |
| 1 | G4 |

ADD PART NUMBERS
EC NO: UCP2009-1002
DRWN:MKIPPER 2008/10/30
CHKD:SOUSEK 2008/10/30
APPR:FSMITH 2008/10/30
DESCRIPTION
REV G4

QUALITY SYMBOLS
▼=0
▽=0

GENERAL TOLERANCES (UNLESS SPECIFIED)

| | mm | INCH |
|---|---|---|
| 4 PLACES | ± --- | ± --- |
| 3 PLACES | ± --- | ± .010 |
| 2 PLACES | ± 0.25 | ± .014 |
| 1 PLACE | ± 0.36 | ± --- |
| ANGULAR ±1/2° | | |

DRAFT WHERE APPLICABLE MUST REMAIN WITHIN DIMENSIONS

DIMENSION STYLE: MM/IN
SCALE: ---
DESIGN UNITS: INCH
THIRD ANGLE PROJECTION

DRAWN BY: SKOWRONSKI DATE: 04/05/86
CHECKED BY: PATEL DATE: 04/05/86
APPROVED BY: LENZ DATE: 04/05/86

TITLE: (3.96)/.156 CENTERLINE CONNECTOR HOUSING FOR KK CRIMP TERMINALS

MOLEX INCORPORATED

MATERIAL NO.: SEE CHART
DOCUMENT NO.: SD-41695
SHEET NO.: 1 OF 4
SIZE: D

THIS DRAWING CONTAINS INFORMATION THAT IS PROPRIETARY TO MOLEX INCORPORATED AND SHOULD NOT BE USED WITHOUT WRITTEN PERMISSION

tb_frame_D_P_ME_T
Rev. D 2004/04/02

| 41695-N-AN-* | | |
|---|---|---|
| PART NO. | ENG. NO. | VOIDS |
| | NOT AVAILABLE | |
| 09-50-8020 | 41695-N-A2 | |
| 09-50-8030 | 41695-N-A3 | |
| 09-50-8040 | 41695-N-A4 | |
| 09-50-8050 | 41695-N-A5 | |
| 09-50-8060 | 41695-N-A6 | |
| 09-50-8070 | 41695-N-A7 | |
| 09-50-8080 | 41695-N-A8 | |
| 09-50-8090 | 41695-N-A9 | |
| 09-50-8100 | 41695-N-A10 | |
| 09-50-8110 | 41695-N-A11 | |
| 09-50-8120 | 41695-N-A12 | |
| 09-50-8130 | 41695-N-A13 | |
| 09-50-8140 | 41695-N-A14 | |
| 09-50-8150 | 41695-N-A15 | |
| 09-50-8160 | 41695-N-A16 | |
| 09-50-8170 | 41695-N-A17 | |
| 09-50-8180 | 41695-N-A18 | |
| 09-50-8190 | 41695-N-A19 | |
| 09-50-8200 | 41695-N-A20 | |
| 09-50-9085 | 41695-N-A8-2 | 2 |
| 41695-0001 | 41695-N-A6-3 | 3 |

| 41695-N-BN-* | | |
|---|---|---|
| PART NO. | ENG. NO. | VOIDS |
| | NOT AVAILABLE | |
| 09-50-8021 | 41695-N-B2 | |
| 09-50-8031 | 41695-N-B3 | |
| 09-50-8041 | 41695-N-B4 | |
| 09-50-8051 | 41695-N-B5 | |
| 09-50-8061 | 41695-N-B6 | |
| 09-50-8071 | 41695-N-B7 | |
| 09-50-8081 | 41695-N-B8 | |
| 09-50-8091 | 41695-N-B9 | |
| 09-50-8101 | 41695-N-B10 | |
| 09-50-8111 | 41695-N-B11 | |
| 09-50-8121 | 41695-N-B12 | |
| 09-50-8131 | 41695-N-B13 | |
| 09-50-8141 | 41695-N-B14 | |
| 09-50-8151 | 41695-N-B15 | |
| 09-50-8161 | 41695-N-B16 | |
| 09-50-8171 | 41695-N-B17 | |
| 09-50-8181 | 41695-N-B18 | |
| 09-50-8191 | 41695-N-B19 | |
| 09-50-8201 | 41695-N-B20 | |
| 09-50-9030 | 41695-N-B3-2 | 2 |
| | 41695-N-B5-2 | 2 |
| | 41695-N-B9-2 | 2 |
| | 41695-N-B11-2 | 2 |
| 09-50-9121 | 41695-N-B12-2 | 2 |
| | 41695-N-B14-2 | 2 |
| 09-50-9150 | 41695-N-B15-14 | 14 |
| 09-50-9060 | 41695-N-B6-5 | 5 |
| 09-50-9070 | 41695-N-B7-6 | 6 |
| 09-50-9071 | 41695-N-B7-2 | 2 |
| 09-50-9040 | 41695-N-B4-3 | 3 |
| 09-50-9090 | 41695-N-B9-7 | 7 |
| | 41695-N-B14-13 | 13 |
| 09-50-9136 | 41695-N-B13-5 | 5 |
| 09-50-9137 | 41695-N-B13-8 | 8 |
| 09-50-9050 | 41695-N-B5-51 | 2,4 |
| 09-50-9061 | 41695-N-B6-3 | 3 |
| 09-50-9080 | 41695-N-B8-2 | 2 |

| 41695-G-AN-* | | |
|---|---|---|
| PART NO. | ENG. NO. | VOIDS |
| 41695-2032 | 41695-G-A02 | |
| 41695-2033 | 41695-G-A03 | |
| 41695-2034 | 41695-G-A04 | |
| 41695-2035 | 41695-G-A05 | |
| 41695-2036 | 41695-G-A06 | |
| 41695-2037 | 41695-G-A07 | |
| 41695-2038 | 41695-G-A08 | |
| 41695-2039 | 41695-G-A09 | |
| 41695-2040 | 41695-G-A10 | |
| 41695-2041 | 41695-G-A11 | |
| 41695-2042 | 41695-G-A12 | |

| 41695-G-BN-* | | |
|---|---|---|
| PART NO. | ENG. NO. | VOIDS |
| 41695-2000 | 41695-G-B02 | |
| 41695-2005 | 41695-G-B03 | |
| 41695-2002 | 41695-G-B04 | |
| 41695-2006 | 41695-G-B05 | |
| 41695-2007 | 41695-G-B06 | |
| 41695-2008 | 41695-G-B07 | |
| 41695-2009 | 41695-G-B08 | |
| 41695-2010 | 41695-G-B09 | |
| 41695-2011 | 41695-G-B10 | |
| 41695-2012 | 41695-G-B11 | |
| 41695-2013 | 41695-G-B12 | |

# OPTION CODE D

RAMP WITH POLARIZING PEGS (RIBS)

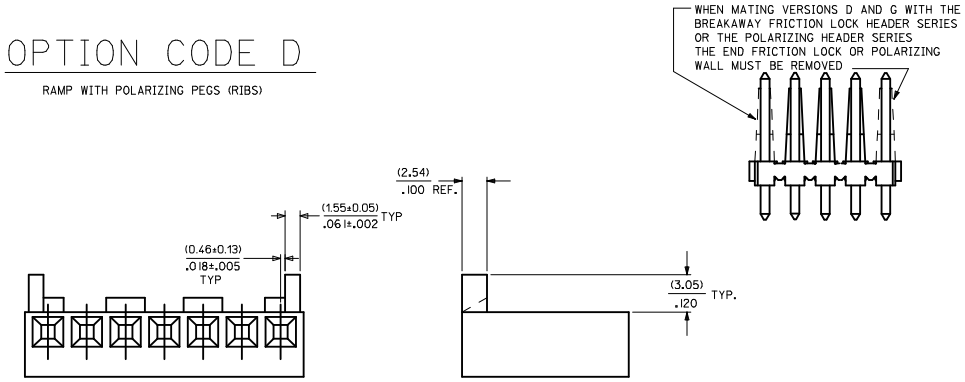


WHEN MATING WITH BREAKAWAY HEADERS THE FRICTION LOCK WALL MUST BE REMOVED

ADD PART NUMBERS
EC NO: UCP2009-1002
DRWN:MKIPPER 2008/10/30
CHKD:SSOUSEK 2008/10/30
APPR:FSMITH 2008/10/30
DESCRIPTION
G4
REV

QUALITY SYMBOLS
▼=0
▽=0

GENERAL TOLERANCES (UNLESS SPECIFIED)

| | mm | INCH |
|---|---|---|
| 4 PLACES | ± --- | ± --- |
| 3 PLACES | ± --- | ± --- |
| 2 PLACES | ± --- | ± --- |
| 1 PLACE | ± --- | ± --- |
| ANGULAR ±1/2° | | |

DRAFT WHERE APPLICABLE MUST REMAIN WITHIN DIMENSIONS

DIMENSION STYLE: MM/IN
SCALE: ---
DESIGN UNITS: INCH
THIRD ANGLE PROJECTION

DRAWN BY: SAMIEC DATE: 09/22/86
CHECKED BY: PATEL DATE: 09/22/86
APPROVED BY: LENZ DATE: 09/22/86

TITLE: (3.96)/.156 CENTERLINE CONNECTOR HOUSING FOR KK CRIMP TERMINAL

MOLEX INCORPORATED

MATERIAL NO.: SEE CHART
DOCUMENT NO.: SD-41695
SHEET NO.: 2 OF 4
SIZE: D

THIS DRAWING CONTAINS INFORMATION THAT IS PROPRIETARY TO MOLEX INCORPORATED AND SHOULD NOT BE USED WITHOUT WRITTEN PERMISSION

## OPTION CODE E

RAMP WITH RIBS FOR OVER MOLDING

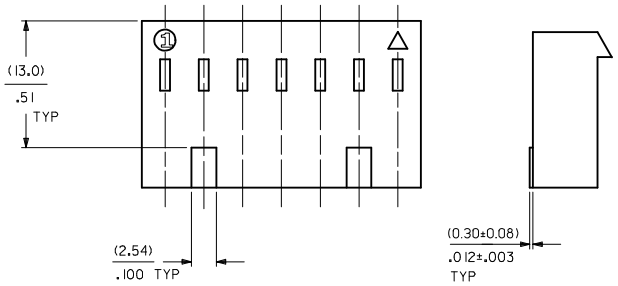


### 41695-N-DN-*

| PART NO. | ENG. NO. | VOIDS |
|---|---|---|
| | NOT AVAILABLE | |
| 09-50-8023 | 41695-N-D2 | |
| 09-50-8033 | 41695-N-D3 | |
| 09-50-8043 | 41695-N-D4 | |
| 09-50-8053 | 41695-N-D5 | |
| 09-50-8063 | 41695-N-D6 | |
| 09-50-8073 | 41695-N-D7 | |
| 09-50-8083 | 41695-N-D8 | |
| 09-50-8093 | 41695-N-D9 | |
| 09-50-8103 | 41695-N-D10 | |
| 09-50-8113 | 41695-N-D11 | |
| 09-50-8123 | 41695-N-D12 | |
| 09-50-8133 | 41695-N-D13 | |
| 09-50-8143 | 41695-N-D14 | |
| 09-50-8153 | 41695-N-D15 | |
| 09-50-8163 | 41695-N-D16 | |
| 09-50-8173 | 41695-N-D17 | |
| 09-50-8183 | 41695-N-D18 | |
| 09-50-8193 | 41695-N-D19 | |
| 09-50-8203 | 41695-N-D20 | |
| | 41695-N-D15-12 | 12 |
| 09-50-9053 | 41695-N-D5-2 | 2 |
| 09-50-9094 | 41695-N-D9-3 | 3 |
| 09-50-9033 | 41695-N-D3-2 | 2 |
| 09-50-9043 | 41695-N-D4-2 | 2 |
| 09-50-9063 | 41695-N-D6-2 | 2 |
| 09-50-9073 | 41695-N-D7-2 | 2 |
| 09-50-9044 | 41695-N-D4-3 | 3 |

### 41695-N-EN-*

| PART NO. | ENG. NO. | VOIDS |
|---|---|---|
| | NOT AVAILABLE | |
| 09-50-8024 | 41695-N-E2 | |
| | 41695-N-E3 | |
| | 41695-N-E4 | |
| | 41695-N-E5 | |
| 09-50-8064 | 41695-N-E6 | |
| | 41695-N-E7 | |
| | 41695-N-E8 | |
| | 41695-N-E9 | |
| | 41695-N-E10 | |
| | 41695-N-E11 | |
| | 41695-N-E12 | |
| | 41695-N-E13 | |
| | 41695-N-E14 | |
| | 41695-N-E15 | |
| | 41695-N-E16 | |
| | 41695-N-E17 | |
| | 41695-N-E18 | |
| | 41695-N-E19 | |
| | 41695-N-E20 | |
| 09-50-9032 | 41695-N-E3-2 | 2 |
| 09-50-9042 | 41695-N-E4-2 | 2 |
| 09-50-9062 | 41695-N-E6-2 | 2 |
| 09-50-9072 | 41695-N-E7-2 | 2 |

### 41695-N-FN-*-*

| PART NO. | ENG. NO. | PEG | VOIDS |
|---|---|---|---|
| OBSOLETE | 41695-N-F7-D | 4 | |
| OBSOLETE | 41695-N-F7-E | 5 | |

### 41695-G-DN-*

| PART NO. | ENG. NO. | VOIDS |
|---|---|---|
| 41695-2001 | 41695-G-D02 | |
| 41695-2004 | 41695-G-D03 | |
| 41695-2021 | 41695-G-D04 | |
| 41695-2022 | 41695-G-D05 | |
| 41695-2023 | 41695-G-D06 | |
| 41695-2024 | 41695-G-D07 | |
| 41695-2025 | 41695-G-D08 | |
| 41695-2026 | 41695-G-D09 | |
| 41695-2027 | 41695-G-D10 | |
| 41695-2028 | 41695-G-D11 | |
| 41695-2029 | 41695-G-D12 | |
| 41695-2003 | 41695-G-D20 | |

### 41695-G-EN-*

| PART NO. | ENG. NO. | VOIDS |
|---|---|---|
| 41695-2043 | 41695-G-E02 | |
| 41695-2044 | 41695-G-E03 | |
| 41695-2045 | 41695-G-E04 | |
| 41695-2046 | 41695-G-E05 | |
| 41695-2047 | 41695-G-E06 | |
| 41695-2048 | 41695-G-E07 | |
| 41695-2049 | 41695-G-E08 | |
| 41695-2050 | 41695-G-E09 | |
| 41695-2051 | 41695-G-E10 | |
| 41695-2052 | 41695-G-E11 | |
| 41695-2053 | 41695-G-E12 | |

ADD PART NUMBERS
EC NO: UCP2009-1002
DRWN:MKIPPER 2008/10/30
CHKD:SSOUSEK 2008/10/30
APPR:FSMITH 2008/10/30
DESCRIPTION
REV
G4

QUALITY SYMBOLS
▼=0
▽=0

GENERAL TOLERANCES (UNLESS SPECIFIED)

| | mm | INCH |
|---|---|---|
| 4 PLACES | ± --- | ± --- |
| 3 PLACES | ± --- | ± --- |
| 2 PLACES | ± --- | ± --- |
| 1 PLACE | ± --- | ± --- |
| ANGULAR ±1/2° | | |

DRAFT WHERE APPLICABLE MUST REMAIN WITHIN DIMENSIONS

DIMENSION STYLE: MM/IN
SCALE: ---
DESIGN UNITS: INCH
THIRD ANGLE PROJECTION

DRAWN BY: SAMIEC DATE: 09/01/87
CHECKED BY: PATEL DATE: 09/01/87
APPROVED BY: LENZ DATE: 09/01/87

TITLE: (3.96)/.156 CENTERLINE CONNECTOR HOUSING FOR KK CRIMP TERMINAL

MOLEX INCORPORATED

MATERIAL NO.: SEE CHART
DOCUMENT NO.: SD-41695
SHEET NO.: 3 OF 4
SIZE: D

THIS DRAWING CONTAINS INFORMATION THAT IS PROPRIETARY TO MOLEX INCORPORATED AND SHOULD NOT BE USED WITHOUT WRITTEN PERMISSION