NOTES:

1. CRIMP IS FOR 22-30 GA WIRE, WITH .062 DIA INSULATION MAX.
2. INSERTION FORCE OF TERMINAL INTO .100 ℄ CONNECTOR IS 2.5 LBS. MAX
3. TERMINALS MUST RETAIN 8 LBS PULL FOR 1 MIN. IN KK .100 ℄ HOUSING.
4. PARTS CONFORM TO PS-10-07
5. MATERIAL: .0080±.0004 THICK PHOS BRONZE ALLOY 510
6. DIMENSIONS GIVEN ACROSS CENTERLINES ARE SYMMETRICAL ABOUT THOSE CENTERLINES WITHIN HALF THE TOTAL TOLERANCE.

SELECT GOLD LOCATION

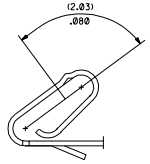

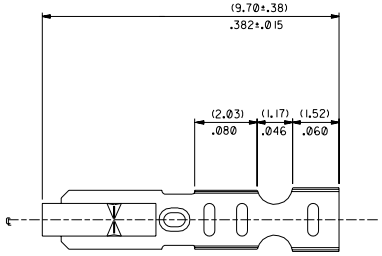

CARRIER VIEW

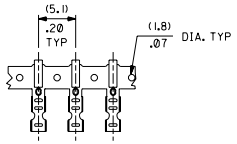

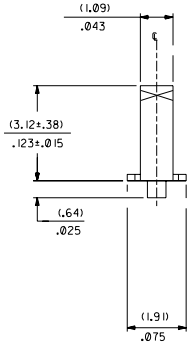

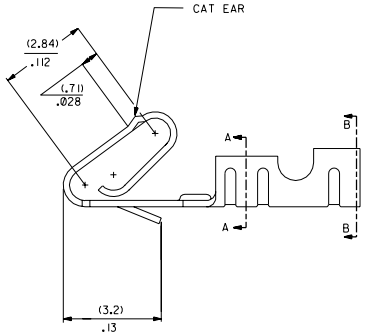

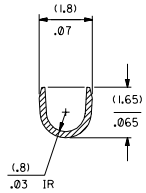

SECTION A-A
BACKGROUND OMITTED

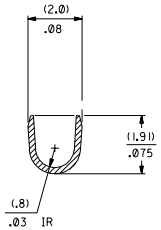

SECTION B-B
BACKGROUND OMITTED

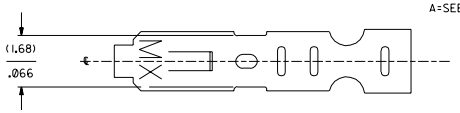

41572- *(***) *

MATERIAL
A=SEE NOTE 5

FORM
L=LOOSE
BLANK=CHAIN PER DETAIL A

PLATING
PER SDES-88
*(P909) OVERALL HOT TIN DIP: .00254 MICROMETERS MIN
(550) SELECT GOLD: .00038 MICROMETERS MIN.
OVERALL GOLD FLASH: .00005 MICROMETERS MIN.
OVERALL NICKEL UNDERPLATE: .00076 MICROMETERS MIN.
(555) SELECT GOLD: .00038 MICROMETERS MIN.
OVERALL NICKEL UNDERPLATE: .00076 MICROMETERS MIN.

*THE PRIMARY SHIPPING CARTON WILL BE LABELED "COMPLIANT TO RoHS DIRECTIVE 2002/95/EC AND ELV ANNEX II OF DIRECTIVE 2000/53/EC." CARTONS WITHOUT THIS LABEL MAY CONTAIN PRODUCT WITH TIN-LEAD PLATING.

WINDING DETAIL B

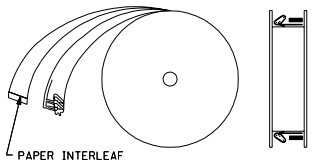

PART NO.	ENG NO.
08-65-0804	41572-A(P909)
08-65-0805	41572-A(P909)L
	41572-A(555)
	41572-A(555)L
	41572-A(550)
	41572-A(550)L

MFG.	SH.	REV.	LTR.	REVISIONS
			D	CHG P913 TO P909 UCP2004-1891 4-6-04 SCHAFER
			C	ADD TO CAD ECR U30423 3-19-93 SAMIEC

DIMENSIONS SHOWN IN METRIC[INCH]
UNLESS OTHERWISE SPECIFIED TOLERANCES: ANGULAR ± 1/2°

	INCH	METRIC
3 PLACE	±.010	
2 PLACE	±.015	± .25
1 PLACE		± .38

DRAFT WHERE APPLICABLE MUST REMAIN WITHIN DIMENSIONS

DRWD. BY SAMIEC
APPD. BY LENZ
CHK'D. BY PATEL
SCALE :

▽ = 0 ▼ = 0 REVISE ONLY ON CAD SYSTEM

TITLE
CRIMP TERMINAL
22-30 GA WIRE
SAME AS 6459 EXCEPT CAT EAR

MOLEX INCORPORATED
LISLE, ILL. 60532 U.S.A.

SHEET NO. 1 OF 1
DATE 3/19/93

PART NO. SEE CHART
DRWG. NO. SD-41572

FILE NAME S41572X1

THIS DRAWING CONTAINS INFORMATION THAT IS PROPRIETARY TO MOLEX INC. AND SHOULD NOT BE USED WITHOUT WRITTEN PERMISSION.

DIV. C SIZE D