

Shock-Safe Fuseholder, 5 x 20 / 6.3 x 32 mm, Fingergrip



250 VAC · 4 W/10 A (VDE) · 20 A (UL)

**Description**

- Screw type fuse carrier

**Standards**

- IEC 60127-6  
 - UL 512  
 - CSA C22.2 no. 39

**Approvals**

- VDE License Number: 134125  
 - UL File Number: E39328


**References**

General Product Information

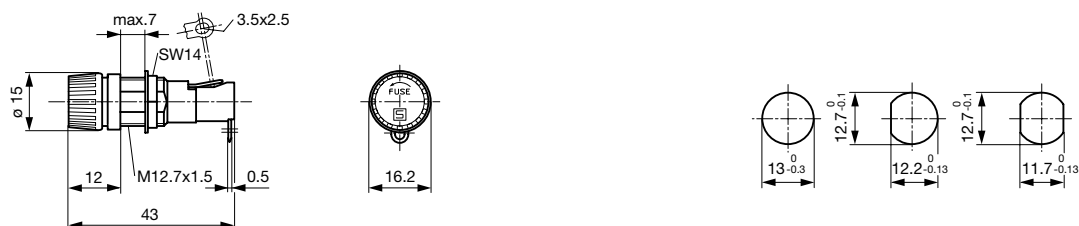
**Weblinks**

Approvals, RoHS, CHINA-RoHS, e-Store, SCHURTER-Stock-Check,  
 Distributor-Stock-Check

**Technical Data**

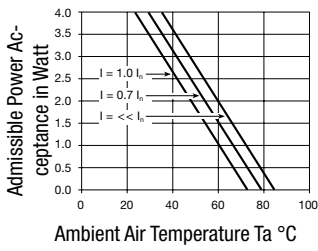
Shocksafe Category	PC2
Fuse-Link	5 x 20 or 6.3 x 32 mm
Mounting	Panel Mount, Front-Side
Fastening	Fixing Nut
Terminal	Solder
Rated Voltage	250 VAC
Rated Current	10 A (VDE), 20 A (UL)
Rated Power Acceptance IEC	4 W / 10 A @ Ta 23 °C Admissible power acceptance at higher ambient temperature see derating curves
Degree of Protection	IP 40
Protection Class	Suitable for appliances with protection class I or II acc. to IEC 61140
Admissible Ambient Air Temp.	-40 °C to 85 °C
Climatic Category	40/085/21 acc. to IEC 60068-1
Material: Socket	Thermoset, black
Material: Terminals	Tin-Plated Copper Alloy
Unit Weight (Socket/Cap)	5.5 g / 3.22 g
Storage Conditions	0 °C to 60 °C, max. 70% r.h.
Product Marking	 Type, Voltage Rating, Current Rating, Approvals

Soldering Methods	Iron
Solderability	350 °C / 2 sec acc. to IEC 60068-2-20, Test Ta, method 2
Resistance to Soldering Heat	350 °C / 10 sec acc. to IEC 60068-2-20, Test Tb, method 2
Contact Resistance	< 5 mΩ at 20 mV
Dielectric Strength	> 3 kV between L-N > 4 kV between L/N-PE (50 Hz; 1 min)
Impulse Withstand Voltage	> 4 kV between L-N > 6 kV between L/N-PE
Insulation Resistance	> 10 MΩ between L-N > 100 MΩ between L/N-PE (500 VDC; 1 min)
Overvoltage Category	I - III acc. to IEC 60664-1
Pollution Degree	1 - 3 acc. to IEC 60664-1
Admissible Torque on Fixing Nut	max 1.2 Nm
Panel Thickness s	max 7 mm

**Dimensions**

Variant Fingergrip 0031.1801

## Derating Curves for Fuseholders



## Variants

[Distributor-Stock-Check](#) | [SCHURTER-Stock-Check](#) | [e-Store](#)

Holder	Cap	Fuse-Link	Degree of Protection	Remark	Order Number
●	-	5 x 20 or 6.3 x 32mm	IP 40	-	0031.1801
●	Fingergrip	6.3 x 32mm	IP 40	0031.1801 + 0031.1812	0031.1804
●	Fingergrip	5 x 20mm	IP 40	0031.1801 + 0031.1811	0031.1803

**Packaging Unit** Bulk (100 pcs.)

## Required Accessory

### Description



[Cap to FEU \(Grip\)](#)  
Caps for Holder FEU (Grip)

Fingergrip, 6.3 x 32 mm, black, IP 40	0031.1812
Fingergrip, 5 x 20 mm, black, IP 40	0031.1811