

# MMVL3700T1

## High Voltage Silicon Pin Diode

These devices are designed primarily for VHF band switching applications but are also suitable for use in general-purpose switching circuits. They are supplied in a cost-effective plastic surface mount package for economical, high-volume consumer and industrial requirements.

- Long Reverse Recovery Time  
 $t_{rr} = 300 \text{ ns (Typ)}$
- Rugged PIN Structure Coupled with Wirebond Construction for Optimum Reliability
- Low Series Resistance @ 100 MHz —  
 $R_S = 0.7 \text{ Ohms (Typ) @ } I_F = 10 \text{ mAdc}$
- Reverse Breakdown Voltage = 200 V (Min)
- Device Marking: 4R

### MAXIMUM RATINGS

Symbol	Rating	Value	Unit
$V_R$	Continuous Reverse Voltage	200	Vdc
$I_F$	Peak Forward Current	20	mAdc

### THERMAL CHARACTERISTICS

Symbol	Characteristic	Max	Unit
$P_D$	Total Device Dissipation FR-5 Board,*	200	mW
	$T_A = 25^\circ\text{C}$ Derate above $25^\circ\text{C}$	1.57	mW/ $^\circ\text{C}$
$R_{\theta JA}$	Thermal Resistance Junction to Ambient	635	$^\circ\text{C/W}$
$T_J, T_{stg}$	Junction and Storage Temperature	150	$^\circ\text{C}$

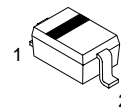
\*FR-4 Minimum Pad



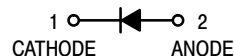
**ON Semiconductor™**

<http://onsemi.com>

### SILICON PIN SWITCHING DIODE



**PLASTIC  
SOD-323  
CASE 477**



### ORDERING INFORMATION

Device	Package	Shipping
MMVL3700T1	SOD-323	3000 / Tape & Reel

# MMVL3700T1

## ELECTRICAL CHARACTERISTICS ( $T_A = 25^\circ\text{C}$ unless otherwise noted)

Characteristic	Symbol	Min	Typ	Max	Unit
Reverse Breakdown Voltage ( $I_R = 10 \mu\text{A}$ )	$V_{(BR)R}$	200	—	—	Vdc
Diode Capacitance ( $V_R = 20 \text{ Vdc}$ , $f = 1.0 \text{ MHz}$ )	$C_T$	—	—	1.0	pF
Series Resistance ( $I_F = 10 \text{ mA}$ )	$R_S$	—	0.7	1.0	$\Omega$
Reverse Leakage Current ( $V_R = 150 \text{ Vdc}$ )	$I_R$	—	—	0.1	$\mu\text{A}$
Reverse Recovery Time ( $I_F = I_R = 10 \text{ mA}$ )	$t_{rr}$	—	300	—	ns

## TYPICAL CHARACTERISTICS

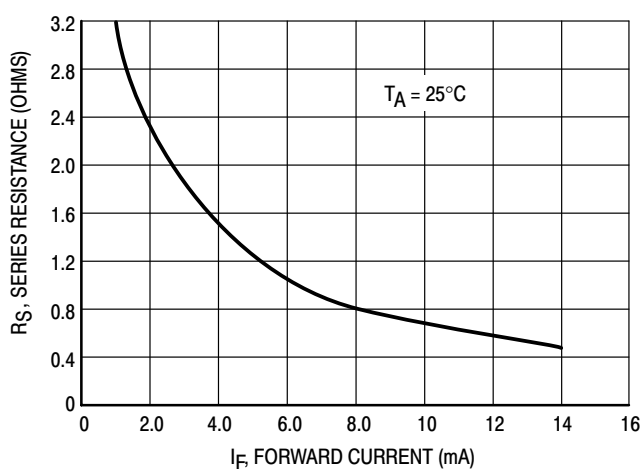


Figure 1. Series Resistance

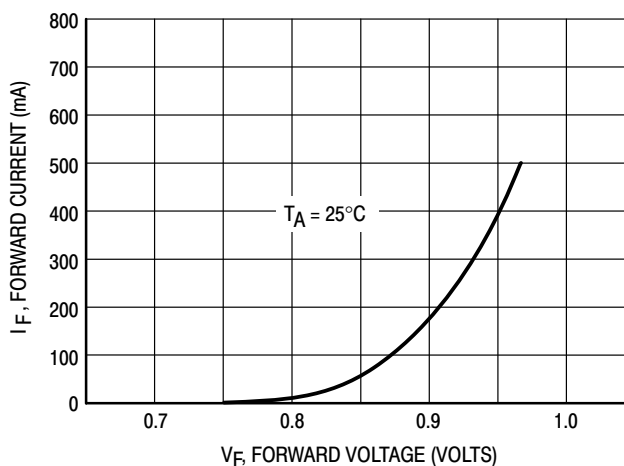


Figure 2. Forward Voltage

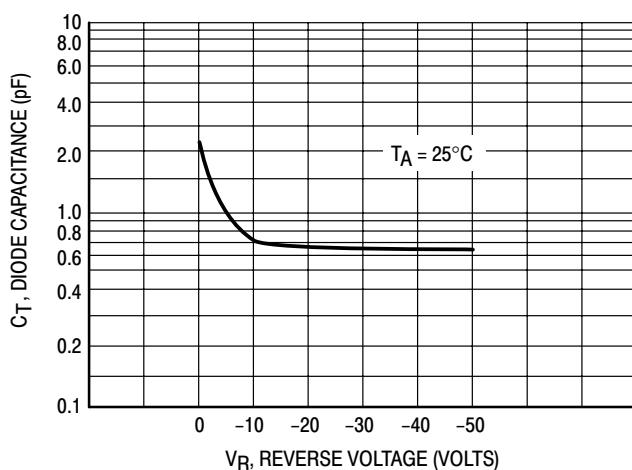


Figure 3. Diode Capacitance

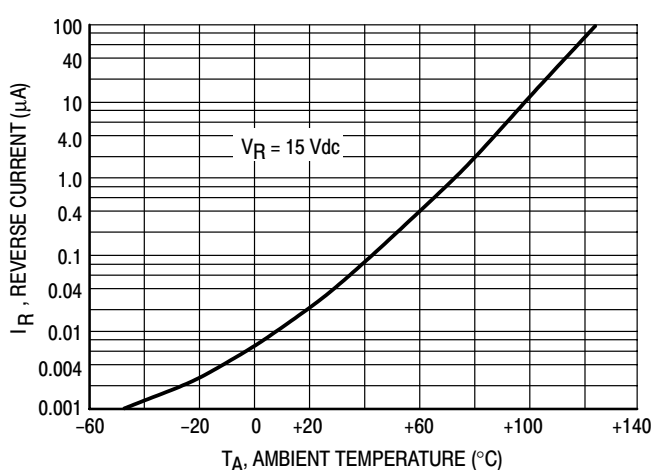
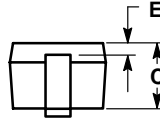
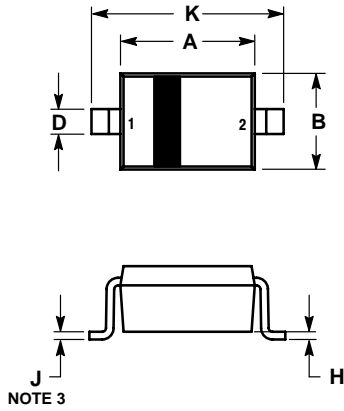


Figure 4. Leakage Current

# MMVL3700T1

## PACKAGE DIMENSIONS

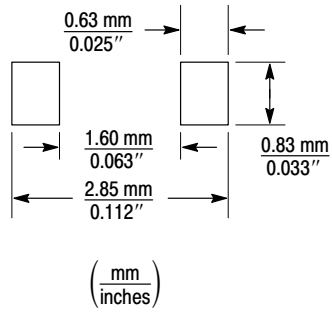
### SOD-323 PLASTIC PACKAGE CASE 477-02 ISSUE A



- NOTES:
1. DIMENSIONING AND TOLERANCING PER ANSI Y14.5M, 1982.
  2. CONTROLLING DIMENSION: MILLIMETERS.
  3. LEAD THICKNESS SPECIFIED PER L/F DRAWING WITH SOLDER PLATING.


DIM	MILLIMETERS		INCHES	
	MIN	MAX	MIN	MAX
A	1.60	1.80	0.063	0.071
B	1.15	1.35	0.045	0.053
C	0.80	1.00	0.031	0.039
D	0.25	0.40	0.010	0.016
E	0.15 REF		0.006 REF	
H	0.00	0.10	0.000	0.004
J	0.089	0.177	0.0035	0.0070
K	2.30	2.70	0.091	0.106

STYLE 1:  
PIN 1. CATHODE  
2. ANODE



### SOD-323 Soldering Footprint

Thermal Clad is a trademark of the Bergquist Company.

**ON Semiconductor** and  are trademarks of Semiconductor Components Industries, LLC (SCILLC). SCILLC reserves the right to make changes without further notice to any products herein. SCILLC makes no warranty, representation or guarantee regarding the suitability of its products for any particular purpose, nor does SCILLC assume any liability arising out of the application or use of any product or circuit, and specifically disclaims any and all liability, including without limitation special, consequential or incidental damages. "Typical" parameters which may be provided in SCILLC data sheets and/or specifications can and do vary in different applications and actual performance may vary over time. All operating parameters, including "Typicals" must be validated for each customer application by customer's technical experts. SCILLC does not convey any license under its patent rights nor the rights of others. SCILLC products are not designed, intended, or authorized for use as components in systems intended for surgical implant into the body, or other applications intended to support or sustain life, or for any other application in which the failure of the SCILLC product could create a situation where personal injury or death may occur. Should Buyer purchase or use SCILLC products for any such unintended or unauthorized application, Buyer shall indemnify and hold SCILLC and its officers, employees, subsidiaries, affiliates, and distributors harmless against all claims, costs, damages, and expenses, and reasonable attorney fees arising out of, directly or indirectly, any claim of personal injury or death associated with such unintended or unauthorized use, even if such claim alleges that SCILLC was negligent regarding the design or manufacture of the part. SCILLC is an Equal Opportunity/Affirmative Action Employer.

## PUBLICATION ORDERING INFORMATION

### Literature Fulfillment:

Literature Distribution Center for ON Semiconductor  
P.O. Box 5163, Denver, Colorado 80217 USA  
**Phone:** 303-675-2175 or 800-344-3860 Toll Free USA/Canada  
**Fax:** 303-675-2176 or 800-344-3867 Toll Free USA/Canada  
**Email:** ONlit@hibbertco.com

**N. American Technical Support:** 800-282-9855 Toll Free USA/Canada

**JAPAN:** ON Semiconductor, Japan Customer Focus Center  
4-32-1 Nishi-Gotanda, Shinagawa-ku, Tokyo, Japan 141-0031  
**Phone:** 81-3-5740-2700  
**Email:** r14525@onsemi.com

**ON Semiconductor Website:** <http://onsemi.com>

For additional information, please contact your local Sales Representative.