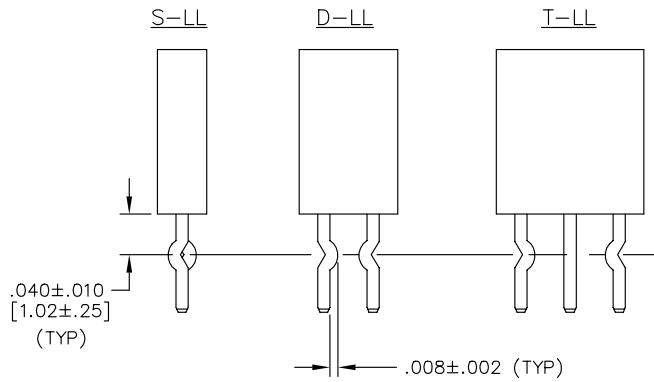
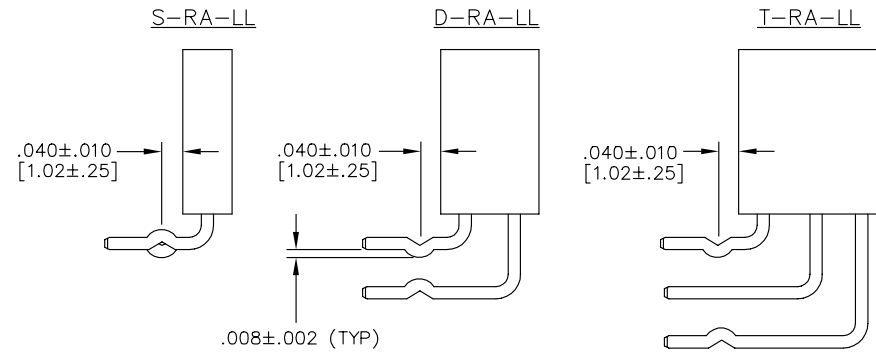


FIG. 2
-LL: LOCKING LEAD OPTION

DIMENSIONS ARE IN INCHES		UNLESS OTHERWISE NOTED	TOLERANCES ARE:	TITLE: ASSEMBLY, SOCKET STRIP .025 [.64] SQ. TAIL	DWG NO: SSQ-1XX-XX-XX-X-XX-XXX-XX-XX
ONE PLACE DECIMALS ±	THREE PLACE DECIMALS ± .010 [.25]	ANGLES ± 2°			
TWO PLACE DECIMALS ±	FOUR PLACE DECIMALS ± .0050 [.127]				SHEET 2 OF 3

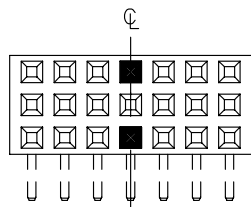


STRAIGHT VERSION

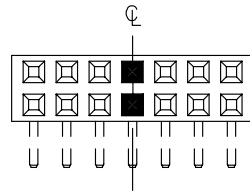


RIGHT ANGLE VERSION

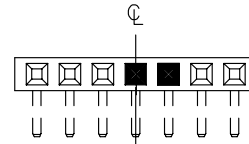
CRIMP LOCATION
(STRAIGHT & RA VERSIONS)



TRIPLES:

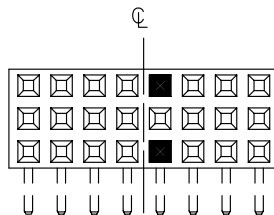


DOUBLES:

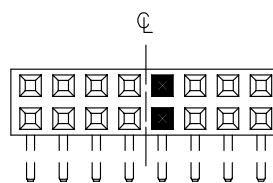


SINGLES:

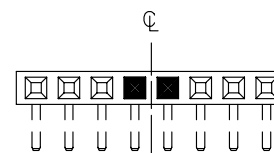
■ = CRIMP LOCATION
ODD POSITIONS



TRIPLES:



DOUBLES:



SINGLES:

■ = CRIMP LOCATION
EVEN POSITIONS

PROPRIETARY NOTE
THIS DOCUMENT CONTAINS INFORMATION CONFIDENTIAL AND PROPRIETARY TO SAMTEC INC. AND SHALL NOT BE REPRODUCED OR TRANSFERRED TO OTHER DOCUMENTS OR DISCLOSED TO OTHERS OR USED FOR ANY PURPOSE OTHER THAN THAT FOR WHICH IT WAS OBTAINED WITHOUT THE EXPRESSED WRITTEN CONSENT OF SAMTEC INC.

PLOT SCALE: 1 = .2

samtec

EXISPROD\ASSEMBLY\100
SSQ-ASM2

520 PARK EAST BLVD. NEW ALBANY, INDIANA 47150
PHONE (812) 944-6733 P.O. BOX 1147
CODE 55322

MADE BY: PURVIS 6-12-87

SSQ-1XX-XX-XX-X-XX-XXX-XX-XX
SHEET 2 OF 3