

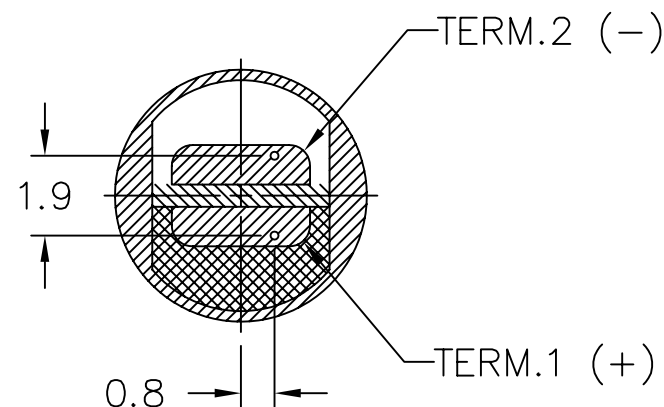
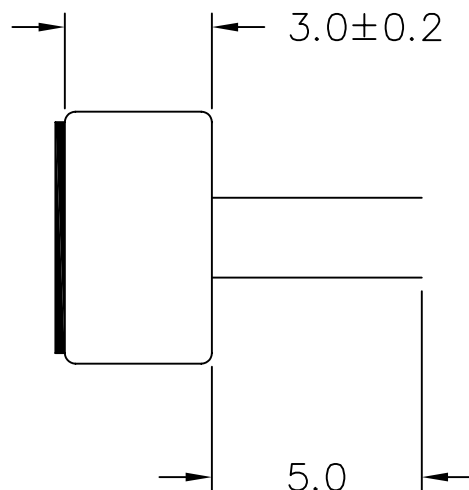
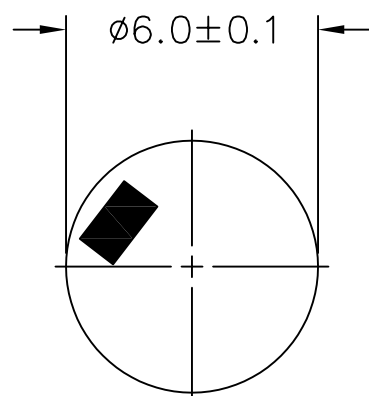
THIS DOCUMENT CONTAINS DATA PROPRIETARY TO PROJECTS UNLIMITED, INC. ANY USE OR REPRODUCTION, IN ANY FORM, WITHOUT PRIOR WRITTEN PERMISSION OF PROJECTS UNLIMITED, INC. IS PROHIBITED.
© 2005, Projects Unlimited Inc.

SPECIFICATIONS

| PARAMETERS | VALUES | UNITS |
|------------------------------|-------------|-------|
| DIRECTIVITY | OMNI | — |
| SENSITIVITY | -46 ± 3 | dB |
| STANDARD OPERATING VOLTAGE | 2 | Vdc |
| MAX OPERATING VOLTAGE | 10 | Vdc |
| CURRENT CONSUMPTION (MAX) | 0.5 | mA |
| IMPEDANCE | 2.2 | kOhm |
| SIGNAL TO NOISE RATIO (MIN.) | 60 | dB |
| TERMINAL | PIN | — |
| INTERNAL CAPACITOR | N/A | pF |

REVISIONS

| LTR | DESCRIPTION | DATE | APPROVED |
|-----|---------------------------|---------|----------|
| — | RELEASED FROM ENGINEERING | 1/30/06 | |
| A | ADDED TERMINAL POLARITY | 2/2/07 | D.F. |



NOTES:

- ALL DIMENSIONS ARE IN MILLIMETERS.
- SPECIFICATION SUBJECT TO CHANGE OR WITHDRAWAL WITHOUT NOTICE.
- THIS PART IS RoHS 2002/95/EC COMPLIANT.

FILE NAME
POM-3046P-R.DWG

UNLESS OTHERWISE SPECIFIED:
DIMENSIONS ARE IN
MILLIMETERS, TOLERANCES ARE ± 0.5 AND
ANGLES ARE $\pm 3^\circ$.

| APPROVALS | DATE |
|----------------------|-------|
| DRAWN <i>J.A.F.</i> | 01/06 |
| CHECKED <i>E.P.</i> | 01/06 |
| APPROVED <i>B.R.</i> | 01/06 |

DO NOT SCALE DRAWING



projects®
unlimited

Dayton, Ohio

MICROPHONE

SIZE
A

DRAWING NO.
POM-3046P-R

SCALE: N.T.S.

SHEET 1 OF 1